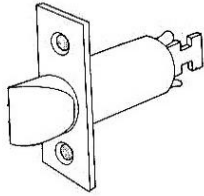


C102

2-3/8

Springlatch

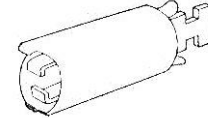
1-1/8" x 2-1/4" Face
1/2"(12.7mm) Throw



C110

Link

5"(127mm)
Extends 2-3/4
Springlatch to
5" Backset

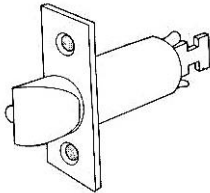


C103

2-3/8

Deadlatch

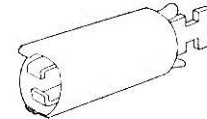
1-1/8" x 2-1/4" Face
1/2"(12.7mm) Throw



C111

Link

5"(127mm)
Extends 2-3/4
Deadlatch to
5" Backset

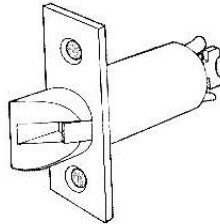


C105

2-3/4

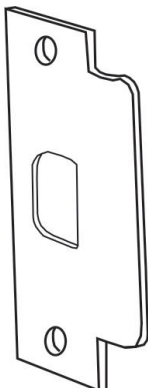
Deadlatch

1-1/8" x 2-1/4" Face
3/4"(19mm) Throw



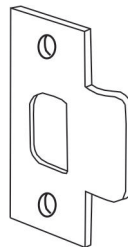
C122

ANSI 1-1/4" x 4-7/8'
Curved Lip Strike
1-1/8 Lip
Includes Strike Box



C123

1-1/8" x 2-3/4'
T-Strike
1-1/8 Lip



C124

1-1/8" x 2-3/4'
T-Strike
Radius Corner
1-1/8 Lip

